

Instructions for completing the Retrofit LIGHTING Rebate Worksheet

General Note

1. This application is for replacing existing interior lighting fixtures or systems with new higher efficiency lamps, ballast and lighting fixtures, systems and controls.
2. All fixture cut sheets/specifications including fixture efficiency or photometric tables must be submitted and reviewed by the utility to verify compliance with technical requirements as needed.
3. Proof of Purchase includes invoice(s) indicating the size, type, manufacturer, model or part number, purchase date, and vendor of the efficient equipment are required for payment of rebates.
4. The rebate, in conjunction with all other sources of funding, cannot exceed the total project cost.

Eligibility Requirements:

1. Each lighting efficiency measure must meet the efficiency and technical specifications found in Table A. Fixture efficiency ratings can be found on fixture photometric reports. (It is the total % lamp lumen output in the 0 to 90 degrees for direct fixtures and 0 to 180 degrees for direct/indirect found in the Zonal Lumen Summary table).
2. Lighting efficiency requirements are intended to reduce the lighting system's energy demand and consumption while delivering quality lighting in accordance with IES recommended lighting guidelines.
3. The existing lighting should be in-place and operational at the time of pre-inspection.
4. Each fixture or system must operate a minimum of 1000 hours of use annually or per hours specified in measure
5. All linear fluorescent fixtures must have new High Performance/ Reduced Wattage (HP/RW) T8 lamps and new High Performance/ Reduced Wattage (HP/RW) ballasts as noted on CEE approved list , or new T5 lamps and ballasts.
6. Each fixture must meet the Minimum Watts Reduction listed in Table A. The Minimum Watts Reduction is the average savings per new fixture. This is the difference between the total existing fixture system watts and the total new replacement system fixture watts / quantity of new fixtures.
7. Minimum watts for prescriptive control measures is the average total watts controlled per controller.
8. Outdoor lighting will be considered as a custom measure & must pass the utility's benefit cost test to be eligible for a rebate. The exception is measure code 83

Existing Lighting Systems Inventory

1. An inventory should be submitted documenting all existing fixtures to be replaced and the proposed fixtures that will be installed. For each fixture, note the lamp size, type, quantity, ballast type and hours of operation, ref. Table B.
2. Existing and Proposed Fixture Codes can be found in Table C.

Pre-Installation

1. A site inspection may be performed by a utility representative confirming the existing fixture information and quantities. Make sure to call your utility before starting the lighting project to determine if a site inspection is required.
2. The existing fixtures should be summarized by fixture code, ref. Table C. Electronic copies of the Lighting System Inventory similar to Table B are encouraged to facilitate the rebate application review
3. Complete the lighting and/or lighting controls rebate info found in Table A. Check to ensure all proposed measures meet the criteria and watts delta for measures noted in Table A.
4. Fill out a separate line for each unique combination of existing fixture code and hours of operation and proposed. Both existing and high efficiency fixture codes can be found in Table C.
5. Fill out a separate line for each lighting control measure including control description, quantity of fixtures controlled, number of watts controlled and hours of reduction for each device proposed, refer to Table A.
6. Quantity of fixtures installed may be different than the quantity of fixtures removed as long as the average minimum watts reduction is met.
7. Hours of operation are the estimated annual hours that the particular fixture(s) actually operates. Try to be as specific and accurate as possible. Fixture operating hours are not necessarily the same as the facility operating hours. If hours are unknown, consider installing light loggers, or ask your Utility Representative for assistance.
8. Add up the **Total Rebate** columns for each of the two tables. The Rebate Total boxes cannot exceed the total installed costs.
9. Add the **Lighting Total** and the **Control Total** in the **Grand Total** box. The front of the application is to be filled out by the utility.

2011-2012 Lighting Systems & Controls

Explanation of how to fill out lighting rebate worksheet:

RETROFIT LIGHTING REBATE WORKSHEET										
EXISTING LIGHTING					NEW LIGHTING					
Item	Existing Fixture Code	Fixture Description	Quantity	Annual Hours of Operation	Measure Code	Retrofit Fixture Code	Fixture Description	Quantity of Fixtures (A)	Per Unit Rebate \$ (B)	Total Rebate (\$)
Ex.	3F40SSS	3L4'STD/STD	30	4,200	31	3F32EEL	3L4'T8 EE/ELEE	34	\$25	\$850
1	See Table C	See Table C	Quantity of fixtures removed	From Customer or Utility Rep.	See Table A	See Table C	See Table C	Quantity of fixtures installed	See Table A	A * B

Explanation of how to fill out lighting rebate worksheet:

LIGHTING CONTROLS REBATE WORKSHEET								
Item	Lighting Control Measure Code	Lighting Control Description	Quantity (A)	Lighting Fixture Code	Quantity of Fixtures	Annual Hours of Reduction	Per Unit Rebate \$ (B)	Total Rebate \$
Ex.	61	Occ. Sensor	6	3F32EEL	12	1050	\$50	\$300
	See Table A	See Table A	Quantity of controls installed	New fixtures that will be controlled – Table C	Quantity of fixtures being controlled	From Customer or Utility Representative	See Table A (verify min watts)	A * B

The exception is when rebate for controls is based on the number of fixtures i.e. measures 62, 63, 68

Post-Installation

Utility Representative must verify that:

1. The new energy efficient lighting fixtures, systems and controls types have been installed and are energized.
2. The lighting fixtures, systems and controls match the manufacturer's information represented on the rebate application. If any of the lighting fixtures, systems and controls have changed from what was approved for the initial rebate offer, the substituted lighting fixtures, systems and controls specifications must be re-submitted, reviewed to verify compliance with technical requirements and approved before a rebate is considered.
3. Proof of Purchase has been submitted. This includes invoice(s) indicating the size, type, manufacturer, model or part number, purchase date, and vendor of the efficient equipment. Other forms of payment such as AIA Certificates of Payment may also be acceptable.
4. The Utility Representative & Customer have signed & dated the post installation inspection block on the rebate form.

Measure Specific Documentation Requirements

1. Manufacturer cut sheets are required for all high efficiency fixtures. These should show the fixture efficiency and photometrics as well as the lamp and ballast specifications. Cut sheets for controls may also be required. Invoices should show or reference the fixture manufacturer, model, and number of lamps, ballast and fixture quantities. The invoice must show the costs.

LED Specific Documentation Requirements

1. LED prescriptive incentives are only provided on qualified LED fixtures listed on Energy Star's, Designlights or the utilities' websites. For fixtures not listed on the websites, manufacturers are encouraged to submit the required LED fixture information to either Energy Star for categories shown on their website or to DesignLights for categories shown on their website. For LED products without categories the manufacturer shall submit their LED fixture information including the required test information shown on Designlights' website to their utility for review. For more information see www.energystar.gov and www.designlights.org.

Fluorescent Ballasts and Installation Guidelines

For customers participating in New Hampshire's large business retrofit lighting rebate program, the following equipment specifications and installation guidelines are recommended. These guidelines are not requirements for receiving rebates, but have been compiled to help inform our customers so they achieve the energy savings calculated under our programs and maintain quality installations.

1. Must meet all applicable current Federal and State efficiency standards.
2. Total harmonic distortion (THD) of 20% or less. THD is a measure of the distortion of an electrical wave form (sinusoidal wave) expressed as a percentage. Excessive THD may cause adverse effects to the electrical system and may interfere with electronic equipment.
3. UL Listed, National Electrical Code Section 410.
4. Power factor \geq 90% (considered high power factor devices). Power factor is a measure of the effectiveness with which an electrical device converts volt-amperes to watts.
5. Lamp Current Crest Factor (LCCF) is the ratio of peak lamp current to the RMS (average) lamp current. Lamp manufacturers require a LCCF of less than 1.70 in order to achieve full lamp life.
6. For outside or cold weather operation, ballasts with a 0 degree F rating should be used. Indoor operation ballast is typically rated for 50 degree F operation.
7. Ballast shall operate at a frequency above 40,000 Hz.
8. Ballast shall meet (FCC 47 CFR Part 18 Non-consumer) for EMI/RFI ensuring suitability for commercial and industrial installations.
9. Ballasts should be installed with the appropriate lamp size and number of lamps that the ballast was designed for to maintain the above specifications and project savings.

Examples:







- a. A two (2) lamp fixture should have a 2 lamp High Performance / Reduced Wattage (HP/RW) ballast installed, not a 3 lamp ballast. A three (3) lamp ballast can power 2 lamps; but will draw more energy, could have higher harmonic distortion, and may affect lamp life.
 - b. HP/RW ballasts designed to power 4', 3' or 2' HP/RW T8's lamps are most efficient when powering the 4' HP/RW T8's. That ballast will use more energy and have higher harmonics when used with 3' or 2' lamps rather than a ballast designed specifically for 3' or 2' lamps.
10. Manufacturer should provide a minimum 3 year warranty, preferably a 5 year warranty. Some manufacturers will also provide a labor cost reimbursement for defective ballasts requiring replacement while under warranty.

2011-2012 Lighting Systems & Controls



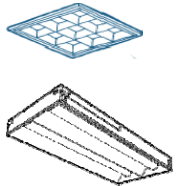
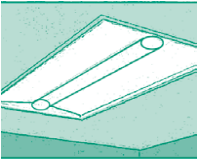
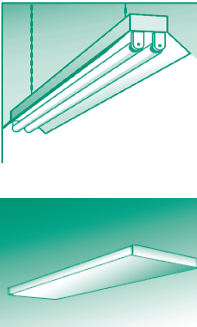
Lighting Fixtures and Systems - Efficiency Improvement Opportunities

Note: All fluorescent fixtures must have High Performance or Reduced Wattage (HP/RW) lamps & ballast systems or a T5 lamp and ballast systems to be eligible for a fluorescent rebates. For detailed eligibility requirements & a list of qualifying lamps and ballasts, log onto CEE's web site at www.cee1.org or utility website








Table A: Retrofit Lighting Systems

Product Code	Measure Description	Per Fixture Incentive	Eligibility Criteria	Min Watts Saved	
10 ♦	Re-lamp/re-ballast existing T8 fixtures with new High Performance /Reduced Wattage (HP/RW) T-8 lamps and HP/RW T-8 Electronic Ballasts systems or T-5 lamp and ballast systems.	\$10	Re-lamp/re-ballast of existing fixtures with T-5 systems or HP/RW T8 systems, each T8 fixture is composed of a HP/RW ballast and 1, 2, 3 or 4 HP/RW lamps. Only one incentive may be counted per fixture. This also applies when HP/RW ballasts are used with non 4' lamps (2', 3', U bents, cold apps.).	11	
11 ♦	Tandem Wired lamp and ballast Retrofit of existing T8 fixtures.	\$15	Same as Code 10 except this applies to pairs of tandem wired fixtures sharing a single ballast	20	
12 ♦	Re-lamp/re-ballast existing T12 fixtures with new High Performance /Reduced Wattage (HP/RW) T-8 lamps and HP/RW T-8 Electronic Ballasts systems or T-5 lamp and ballast systems	\$20	Re-lamp/re-ballast of existing fixtures with T-5 systems or HP/RW T8 systems, each T8 fixture is composed of a HP/RW ballast and 1, 2, 3 or 4 HP/RW lamps. Only one incentive may be counted per fixture. This also applies when HP/RW ballasts are used with non 4' lamps (2', 3', U bents, cold apps.).	23	
13 ♦	Tandem Wired lamp and ballast Retrofit of existing T12 fixtures.	\$25	Same as Code 12 except this applies to pairs of tandem wired fixtures sharing a single ballast	28	
30A ♦	High Efficiency 2 lamp Prismatic Lensed Fluorescent Fixtures - 2x2 or 2x4	\$25	Overall fixture efficiency must be \geq : - 83% for 2x4 prismatic lensed fixture with two T-8 or T-5 lamps; - 75% for 2x2 prismatic lensed fixture with two T-8 or T-5 lamps (Biax lamps are not eligible).	27	
30B ♦	High Efficiency 2 lamp Parabolic Fluorescent Fixtures - 2x2 or 2x4	\$40	Overall fixture efficiency must be \geq 80% for: - 2x4 fixture with parabolic louver (2" to 3" deep cells) with two T-8 or T5 lamps; - 2x2 fixture with parabolic louver (2" to 3" deep cells) with two T-8 or T5 lamps (Biax lamps are not eligible).	27	

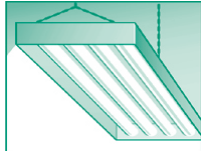
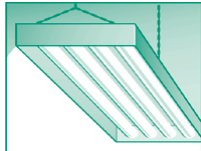
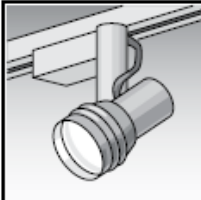

2011-2012 Lighting Systems & Controls

Product Code	Measure Description	Per Fixture Incentive	Eligibility Criteria	Min Watts Saved	
30C◆	High Efficiency up to 2 lamp Recessed Indirect/Direct Fluorescent Fixtures 2x2 or 2x4	\$40	Overall fixture efficiency must be \geq : <ul style="list-style-type: none"> - 75% for 2x4 recessed indirect/direct fixture with two T-8 or T-5 lamps; - 70% for 2x2 recessed indirect/direct fixture with two T-8, T-5, or T5HO lamps (Biax lamps are not eligible) 	27	
31◆	High Efficiency 3 lamp Fluorescent Fixtures - 2x4	\$25	Overall fixture efficiency must be \geq : <ul style="list-style-type: none"> - 83% for 2x4 prismatic lensed fixture with three T-8 or T-5 lamps; - 75% for 2x4 fixture with parabolic louver (2" to 3" deep cells) with three T-8 or T5 lamps; - 70% for 2x4 recessed indirect fixture with three T-8 or T-5 lamps; Eligible fixtures are limited to 3 lamps with a low power ballast factor < 0.80.	31	
32◆	High Efficiency Recessed Fluorescent 2 lamp Retrofit Kits - 2x2 and 2x4 Note: Advanced glare reducing diffuser fixtures are designed to redistribute direct lumens via a refractor (glare reducing lens) to fill the entire volume of space with light without glare or the cave effects of traditional downlights.	\$45	Overall fixture efficiency must be \geq : <ul style="list-style-type: none"> - 80% for 2x4 parabolic retrofit kit and advanced glare reducing diffuser retrofit kit with two T-8 or T-5 lamps; - 80% for 2x2 parabolic retrofit kit and advanced glare reducing diffuser retrofit kit with two T-8, T-5, or T-5HO lamps (biax lamps and reflector kits are not eligible). 	27	
34◆	Advanced Recessed Fluorescent Fixtures 2x2, 1x4 or 2x4	\$50	Overall fixture efficiency must be: <ul style="list-style-type: none"> - 85% for 2x4 advanced glare reducing diffuser fixture with one or two T-8 or T-5 lamps, or one T-5HO lamp; - 80% for 1x4 advanced glare reducing diffuser fixture with one or two T-8 or T-5 lamps, or one T-5HO lamp. - 80% for 2x2 advanced glare reducing diffuser fixture with one or two T-8, T-5 or one T-5HO lamp(s). 	33	
41◆	Industrial/Commercial Fluorescent Fixtures – 4 ft. and 8 ft. Fixtures	\$30	Overall fixture efficiency must be \geq : <ul style="list-style-type: none"> - 85% for Industrial Reflector fixture with T-8 or T-5 lamps (up to 20% up-light); - 83% for Commercial Grade Wraparound fixture with one or two T-8 or T-5 lamps. - 85% for reflector kits with specular or semi-specular reflectors Reflector Kits for Existing Fixtures includes 2'x2', and 2'x4' reflector troffer kits, 4' and 8' strip channel, and industrial reflector kits. Applies to fixtures installed at or less than 16 feet above the floor. Only one incentive may be counted per fixture. Eight foot and multiple fixtures served by a single ballast are only eligible for one incentive.	23	






2011-2012 Lighting Systems & Controls

Product Code	Measure Description	Per Fixture Incentive	Eligibility Criteria	Min Watts Saved	
43 ♦	Vapor Tight Fluorescent Fixtures – 4 ft and 8 ft Fixtures	\$50	Overall fixture efficiency must be \geq : -70% for Vapor Tight fluorescent fixture with one or two T-8, T-5, T-8HO, T-5HO or 3-T8 lamps. Typically installed in garage, warehouse, food prep and other industrial applications.	45	
44 ♦	Clean Room Rated Fluorescent Fixtures – 1x4 or 2x4	\$50	Overall fixture efficiency must be \geq 75% for: - Clean Room fluorescent fixture with up to three T-8 or T-5 lamps. To be eligible for incentives, fixtures must be installed in a clean room rated environment.	27	
21	Compact Fluorescent Fixture (long tube CFL or Biax fixtures eligible)	\$15	To be eligible for incentives, all fixtures must be hard-wired and have electronic ballasts with <33% THD. (Retrofit kits and screw-in adapters not eligible)	35	
23	Dimmable Compact Fluorescent Fixture	\$30	To be eligible for incentives, all fixtures must be hard-wired and have electronic ballasts with <33% THD. (Retrofit kits and screw-in adapters are not eligible)	35	
25	LED or LEC (Electroluminescence) Exit Fixtures	\$12	All materials and assembled units shall comply with all applicable codes and standards including (but not limited to) Federal/State/Local building, fire, and electrical codes, and may require designated egress lighting to comply with such codes. Exit sign retrofit kits are not eligible.	15	
51	Pulse Start Metal Halide Lamp and Electronic Ballast Kits	\$50	All kits must include a new matched Pulse Start Metal Halide Lamp and Electronic Ballast installed per manufacturer's specifications and applicable codes. Indoor and Outdoor fixtures are eligible. Street lights and Parking Lot lighting are not eligible under this measure and may apply as a custom measure to be considered for an incentive.	50	
52	Pulse Start Metal Halide Fixture with Electronic Ballast	\$70	Only New Metal Halide Pulse Start fixtures with Electronic Ballasts are eligible. Retrofit of existing metal halide fixture of less than 200 watts with new fixture is not eligible. Indoor and Outdoor fixtures are eligible.	64	

2011-2012 Lighting Systems & Controls

Product Code	Measure Description	Per Fixture Incentive	Eligibility Criteria	Min Watts Saved	
56 ♦	High Intensity Fluorescent Fixtures (HIF) for High and Low Bay Applications (≤ 207 W)	\$70	Minimum wattage is 104 Watts, Maximum wattage is 207 Watts. T8 systems used for low bay interior fixtures must have HP/RW T8 lamps with High Ballast Factor ballast or T-5's systems. Fixtures must meet a min. fixture efficiency of 88% unless the application has a special lens or fixture requirement. Recommended mounting height ≥16 +/- feet above the floor. High Intensity Fluorescent fixtures incorporate a number of lamp technologies that include T-8, T-5, T-5HO and compact fluorescent.	55	
57 ♦	High Intensity Fluorescent Fixtures (HIF) for High and Low Bay Applications (> 207W)	\$100	Minimum wattage is greater than 207 Watts. T8 systems used for high bay interior fixtures must have HP/RWT8 lamps with High Ballast Factor ballast or T-5's systems. Fixtures must meet a min. fixture efficiency of 88% unless the application has a special lens or fixture requirement. Recommended mounting height ≥ 20 +/- feet above the floor. High Intensity Fluorescent fixtures incorporate a number of lamp technologies that include T-8, T-5, T-5HO and compact fluorescent.	85	
70	Metal Halide Specialty Lighting Fixtures with Electronic Ballast	\$50	Metal Halide Specialty Fixtures maybe track, recessed or surface mounted and used for high quality display type lighting. Fixtures range from 20 to100 watts. Must be approved by UL or similar agency.	50	
80	LED Downlight Fixtures- Hard Wired or GU-24 base	\$50	This incentive only applies to hardwired or GU-24 base LED fixtures rated as a commercial LED product by Energy Star' (for more information see www.energystar.gov)	25	

2011-2012 Lighting Systems & Controls

Product Code	Measure Description	Per Fixture Incentive	Eligibility Criteria	Min Watts Saved	
81A	Integral LED Directional Replacement Lamps (MR16, PAR16 & PAR20)	\$10	Eligible LED Directional Integral replacement lamps are for these reflector styles: MR16, PAR16 and PAR20. Lamps must operate a minimum of 3,500 hours annually . Eligible lamps are required to be listed by Energy Star Pre-Qualified list For more information see www.energystar.gov	12	
81B	Integral LED Directional Replacement Lamps (PAR30, PAR38 and Screw Base LED Downlight Retrofit Kits)	\$20	Eligible LED Directional Integral replacement lamps are for these reflector styles: PAR30S, PAR30L and PAR38. Also Eligible are Screw Base LED Downlight Retrofit Kits. Lamps must operate a minimum of 3,500 hours annually . Eligible lamps are required to be listed by Energy Star Pre-Qualified list For more information see www.energystar.gov	25	
82A	LED Cooler, Freezer Case or Refrigerated Shelving Fixtures – 3' & 4' Fixtures	\$40	Eligible LED Cooler and Freezer Case fixtures are required to be listed on DesignLights Consortium or the utility's websites (for more information see www.energystar.gov or www.designlights.org) Please specify quantity of end and/or center mount fixtures	14	
82B	LED Cooler, Freezer Case or Refrigerated Shelving Fixtures – 5' & 6' Fixtures	\$55	Eligible LED Cooler and Freezer Case fixtures are required to be listed on DesignLights Consortium or the utility's websites (for more information see www.designlights.org) Please specify quantity of end and/or center mount fixtures	23	
83	LED Low Bay Fixtures	\$150	Only LED Low Bay fixtures installed in 8,760 hour applications are eligible for this incentive and must be listed on DesignLights Consortium websites (for more information see www.designlights.org)	60	


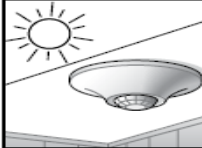




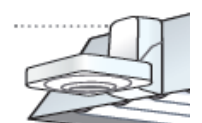
2011-2012 Lighting Systems & Controls

Product Code	Measure Description	Per Fixture Incentive	Eligibility Criteria	Min Watts Saved	
◆			<p>The ◆ denotes 4ft straight linear tube T8 lamps and ballasts must meet the Consortium for Energy Efficiency's High Performance/Reduced Wattage (HP/RW) T8 specifications except where otherwise noted. For eligibility requirements and a list of eligible lamps and ballasts, log onto CEE's web site at www.cee1.org. Log onto the NH Electric Utilities' website for the list of 30 watt lamps also considered HP/RW T8 lamps.</p> <p>Note: 2 ft, 3ft and 4ft non standard linear T8 lamps including U bents when used in combination with CEE's High Performance/Reduced Wattage (HP/RW) T8 Ballast Specifications are considered HP/RW systems.</p> <p>2 ft and 3 ft, T8 lamps must have a minimum efficacy of 75 mean lumens per watt, a CRI > 80 and an average rated life of 24,000 hours at 3 hours per start.</p> <p>4 ft -30 watt U-bent T8 lamps must have a minimum efficacy of 79 mean lumens per watt, a CRI > 80 and an average rated life of 18,000 hours at 3 hours per start.</p> <p>2 ft, 3 ft and 4 ft 30 watt U-bent T8 ballasts must meet the CEE's High Performance T8 Ballast Specifications.</p> <p>2 ft – reduced wattage biax lamps must have a minimum efficacy of 94 mean lumens per watt, a CRI > 80 and an average rated life of 20,000 hours at 3 hours per start. Ballasts must meet the CEE's High Performance T8 Ballast Specifications.</p>		

2011-2012 Lighting Systems & Controls

Table A: (continued) Retrofit Lighting Controls

Please note that only one incentive control strategy will be approved per fixture/area. Also consider using CEE qualified program start parallel wired ballasts for all appropriate control measure codes to ensure longer lamp life over instant start ballasts.

Measure Code	Measure Description	Per Control Incentive	Eligibility Criteria	Min Controlled Wattage	
61	Remote Mounted Occupancy Sensor	\$50	Ceiling mounted control with no manual "ON" overrides. Comply with manufacturer's coverage recommendations.	110	
62	Daylight Dimming System (DDS-FL)	\$25 (per fixture)	Must have continuous dimming or adjust to a minimum of 4 levels. Typical lamping is either a 30 watt or 32 watt T8 lamp.	53 (per fixture)	
63	Occupancy Controlled Step-Dimming System	\$20 (per fixture)	Ballast must be automatically controlled based on occupancy. Power consumption in low mode must not exceed 60%.	53 (per fixture)	
64A	Wall mounted Occupancy Sensors	\$25	Occupancy Sensors must operate as Automatic ON and OFF . Sensors are wall mounted devices only. Not eligible if installed in restrooms, locker rooms, stairwells or rooms of greater than 250 square feet	51	
64B	Wall mounted Vacancy Occupancy Sensors	\$30	Vacancy Sensors must operate as Manual ON, Automatic OFF . Sensors are wall mounted devices only. Not eligible if installed in restrooms, locker rooms, stairwells or rooms of greater than 250 square feet	51	
65	Photocell Sensors (lighting systems on 24/7)	\$45	Photocell control for lighting systems that operate on 24 hours a day, 7 days a week (8,760 hours annually).	70	
68	High Bay Fluorescent (HIF) Occupancy Control Systems	\$25 (per fixture)	Ballasts must be automatically controlled based on occupancy. Systems with manual "ON" or override switches are not eligible. Sensors to be mounted on individual fixtures only.	110 (per fixture)	

2011-2012 Lighting Systems & Controls

Table B: Lighting Systems and Controls Inventory Worksheet

This table or similar document must be completed by the Customer / Contractor / Vendor. Attach additional sheets if necessary. Each room or area in which lighting changes are proposed should be listed separately.

When completed, submit this form or similar document to your Utility Representative along with manufacturer cut sheets showing photometrics.

Customer/Facility Name: _____ Project Description: _____ Date: _____

Existing Lighting System						Proposed Lighting System						
Room / Area	Qty	Description of Fixture	Fixture Code	Watts	Annual Hrs	Qty	Description of Fixture	Fixture Code	Measure Code	Watts	Annual Hrs	Watts Reduction
Classrm 103	12	3L4'STD/STD	3F40SSS	151	2500	12	3L4'T8EE/EEE	3F32EEL	31	72	2500	79