

Natural Gas Safety Connection

Gas Emergency **911** or call **1-800-892-2345**
 Customer Service **1-800-642-4272**
ngrid.com/gassafety



Help for winter bills.

We understand the challenge of rising costs for energy and other necessities this heating season, and we're doing everything we can to help. Whether you're our residential or commercial customer, whether you own or rent, our **Winter Customer Savings Initiative** offers ways to manage your bill, save energy, and find payment assistance if you need it.

See ngrid.com/heretohelp



Stay safe at home with alarms.

Installing different kinds of alarms throughout your home can provide added protection for you and your family year-round.

- A **carbon monoxide (CO)** alarm sounds when this highly poisonous, colorless, odorless gas is present in the air.
- A **smoke alarm** senses smoke, indicating a possible fire.
- A **residential methane detector** signals methane in the air, indicating a gas leak.

Be sure to follow manufacturers' instructions for proper placement of these alarms and test them frequently.

Carbon monoxide risk increases in winter months.

Carbon monoxide poisoning can occur at any time of the year and is more common during cold weather as we spend more time in enclosed spaces. Causes could include a malfunctioning heating unit or fuel-burning appliance, or a blocked chimney. Watch for these symptoms:


- Headache
- Fatigue
- Shortness of breath
- Nausea and dizziness


Take action.


If you suspect carbon monoxide poisoning, go outside immediately and call **911** or our gas emergency number, **1-800-892-2345**.

Smell gas. Act fast.

Use your senses to detect gas leaks. Gas leaks are often recognized by:

 **SMELL:** Natural gas is odorless. A strong odor similar to rotten eggs is added so you can detect it fast.*

 **SIGHT:** Outdoors you may see a white cloud, mist, fog, and bubbles in standing water. You may see blowing dust. Vegetation in the area may appear to be dying.

 **SOUND:** You may hear an unusual noise like roaring, hissing or whistling.

Call **911** or **1-800-892-2345**.

***Odor fade:** Your sense of smell isn't always the most reliable way to detect a gas leak. Sometimes physical and/or chemical processes can cause a loss of odorant in natural gas, making it undetectable by smell. Because of the possibility of odor fade, it's important to not rely only on your sense of smell to be alerted to a natural gas leak.

Carbon monoxide safety tips:

Schedule an annual heating system checkup.

Properly maintain and ventilate appliances. Have your chimney cleaned and checked every year.

Keep all vents clear of brush and snow.

Never heat your home or any building with a gas range.

Do not use a gas or charcoal grill indoors.

Never operate a generator indoors – even with a door or window open.

Use a broom to brush away snow and ice on the meter.

Clearly mark gas meters that may be near the path of a snow plow.

Excess Flow Valve Notification

Customers may request installation of an excess flow valve (EFV), a safety device that slows the flow of natural gas in the event of a service line break. An EFV is not required for normal operation of your gas line. In fact, you may already have an EFV installed. There is a charge for this service. Certain conditions must exist for this installation.

For more information, please email **CustomerGasConnectionsUNY@nationalgrid.com** or call **1-800-260-0054**.

Keep meters and vents clear of snow and ice.

Prevent ice and snow buildup around the fresh air and gas appliance exhaust vents, which may result in equipment malfunction and could cause dangerous carbon monoxide buildup.

- ✓ Use a broom to brush away snow and ice on the meter. Do not chip away at ice buildup.
- ✓ Watch for icicles above the meter, which could fall and damage the meter or pipes.
- ✓ Keep snow blowers and plows away from the gas meter to prevent damage.



Inspect your pipes regularly.

As a natural gas customer, it is your responsibility to maintain and let us know about any gas lines that begin at the outlet of the gas meter and extend either above or below ground on your property. Buried gas lines need special attention because they can corrode or leak if not properly maintained. We recommend that you periodically hire a professional plumbing/heating contractor or leak survey and corrosion expert. If unsafe conditions are found, you should have the pipeline repaired immediately.

Examples of buried gas lines include:

- Outside gas lighting
- Gas heaters for a pool or hot tub
- Natural gas barbecues
- Gas-fired generators
- Detached buildings with gas appliances

Meter safety inspection reminders.

To ensure your safety, we are required by New York State law to periodically inspect natural gas meters and associated piping.

When you receive a notice that it's time for your gas meter to be inspected, please respond right away to schedule a convenient appointment with our contractor Reconm at **1-888-802-2010**. These no-cost inspections make sure all gas services are working properly and safely.

The inspection is performed at no charge to you and should take approximately 15 minutes.

If we are unable to complete the safety inspection:

- Your account will be **charged a non-refundable \$100 penalty**.
- Your gas service may be subject to disconnection for safety reasons.
- Even if the \$100 charge is paid, we still need access to your meter to ensure the safety of your gas line.
- Your fine can be waived if you're charged and you are not the access controller of the property. If you are a tenant who does not have access to the meter, you must provide the contact information of the person who does have access, such as the property owner or building manager/super. After the inspection has been completed, the fee will be refunded to you.
- Inspections must be completed to continue service. Thank you in advance for your cooperation.

For your safety our technician will carry photo ID and follow all appropriate safety protocols.

Multi-family, apartment or business complex owners please share.

This is an important safety notice. Please have it translated.

See "select language" link at nationalgridus.com

Vea el enlace «seleccionar idioma» en nationalgridus.com
Voir le lien «sélectionner la langue» sur nationalgridus.com
Vedere il collegamento "seleziona lingua" su nationalgridus.com

Ver a ligação "selecionar língua" em nationalgridus.com
См. ссылку "Выбрать язык" на сайте nationalgridus.com
Xem liên kết "lựa chọn ngôn ngữ" tại nationalgridus.com