



nationalgrid

Install electric vehicle charging stations at a substantially reduced cost.

FLEET ELECTRIC VEHICLE CHARGING PROGRAM

MASSACHUSETTS

Partner with National Grid to electrify your public or private fleet by installing electric vehicle (EV) charging stations.

National Grid's Fleet EV Charging Program will fund **up to 100 percent** of the electric infrastructure costs associated with new EV charging stations. The program also offers tiered charger rebates for eligible public fleets (public transit, school buses, and government-owned fleets). National Grid will also **reduce your organization's time investment** by providing a streamlined, step-by-step experience installing your EV charging stations.

When you add EV charging stations to electrify your fleet, you're demonstrating your sustainability commitment to the entire community.

So, take charge, at a substantially reduced cost, and become an environmental leader.



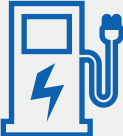

See what EV charging stations can do for your fleet.

- By installing EV charging stations for your fleet you can:
- Differentiate your fleet by demonstrating commitment to sustainability
 - Reduce CO₂ and air pollution in the communities your fleet serves
 - Lower your vehicle total cost of ownership
 - Support state zero emission targets

Coming Soon: Fleet EV Off Peak Charging Program.



We're ready to get to work for you. Let's get started.

Program Components (depending on eligibility)				
	 Utility-Side Infrastructure	 Customer-Side Infrastructure	 Charging Station	 Other Soft Costs
Component Example ▶	<ul style="list-style-type: none">• Distribution Network• Transformers• Meters• Conductor	<ul style="list-style-type: none">• Panel• Conductor• Boring• Trenching• Conduit	<ul style="list-style-type: none">• Hardware• Network Equipment	<ul style="list-style-type: none">• Networking Service
Note: Graphic is for illustrative purposes only, may not be exhaustive and contents are subject to change.				

Available Incentives and Eligibility:

Charger Type	Customer Segment Eligibility	Utility-Side Infrastructure Incentives	Customer-Side Infrastructure Incentives	Charger Rebates**	Networking Rebates
Level 2 (L2)	Private Fleets	Up to 100%	Up to 100% (max \$5,700/ \$6,700 if new service)	No charger rebates	Not offered
	Public Fleets (non-EJC)			Up to 50% (cap per port up to \$1,800)	
	Public Fleets (EJC)*			Up to 100% in Income EJC Up to 75% in other EJC (cap per port up to \$3,600 Income/ \$2,700 other EJC)	

DCFC	Private Fleets	Up to 100%	Up to 100% (cap per port <50 kW: Level 2 incentives above 50-149 kW: \$30,000 150+ kW: \$60,000)	No charger rebates	Not offered
	Public Fleets (non-EJC)			Up to 50% (cap <50 kW: Level 2 rebates above 50-149 kW: up to \$20,000 150+ kW: \$40,000)	
	Public Fleets (EJC)*			Up to 100% (cap <50 kW: Level 2 rebates above 50-149 kW: up to \$40,000 150+ kW: \$80,000)	

Public fleets are defined as: public transit, including school buses, and government owned fleets.

* Environmental Justice Community (EJC) eligibility is defined as fleet customers based in an EJC that meets any EJC criteria, including fleets that operate more than 50 percent of the time within census block groups that meet any EJC criteria. [Environmental Justice Community map](#) (click link to check address eligibility).

** DCFC charger rebate totals are capped at \$400,000 per site.

Installed chargers must comply with the MA ENERGY STAR requirements (L2) and be qualified by National Grid (L2 & DCFC).

Interested in more details or need help with the process? We can answer your questions and connect you with an EV Charging Station Installer (CSI). Contact us at EVnationalgrid@nationalgrid.com

Apply now and view additional program details at ngrid.com/ma-evcharging

Here's how it works.



STEP 1

Information & Application

Potential program participant reviews program information at ngrid.com/ma-evcharging



STEP 2

Review

Customer must review their program eligibility, [Environmental Justice Community \(EJC\)](#) status, and [additional funding source](#) requirements.



STEP 3

Design

Program participant works with contractor and National Grid on charger selection and site design.



STEP 4

Application Review

Participant or Contractor submits application and National Grid reviews eligibility and site information, assessing costs and feasibility.



STEP 5

Construction

National Grid and contractor build EV charging infrastructure to parking space.



STEP 6

Activation

Chargers are installed and activated. Customer provides documentation. National Grid provides payment to customer.